

**NEW**

# **GMB** **AVAILABLE NOW**




## **NEW ITEMS**

### **■ WATER PUMP**



<b>HINO</b>	<b>GWH-01A</b>
<b>HINO</b>	<b>GWH-02A</b>
<b>HINO</b>	<b>GWH-03A</b>
<b>TOYOTA</b>	<b>GWT-148A</b>
<b>TOYOTA</b>	<b>GWT-149A</b>
<b>MITSUBISHI</b>	<b>GWM-95A</b>
<b>MITSUBISHI</b>	<b>GWM-98A</b>
<b>MITSUBISHI</b>	<b>GWM-101A</b>
<b>MAZDA</b>	<b>GWMZ-76A</b>
<b>ISUZU</b>	<b>GWIS-52A</b>



# HINO

PART NO	APPLICATION GUIDE				
<p><b>GWH-01A</b></p> <p>16100-3462/3 16100-3464/6 16100-3642 16100-E0221 16100-E0222 S1610-03642 S1610-E0221</p>	<p>J07C 6600 J08C 8000</p>		<p>RANGER</p>	<p>FC3J/1J/2J GD1J,GK1J GX1J FD1J/2J,FT1J FE1J,FF1J,FG1J FX1J</p>	<p>(95.01-) (94.09-) (94.09-) (94.09-) (94.09-) (94.09-) (94.09-)</p> 
<p><b>GWH-02A</b></p> <p>16100-3950 16100-E0270 16100-E0271</p>	<p>S05C 4600 S05D 4900 J05C 5300</p>		<p>DUTRO</p>	<p>XZU347 XZU306/411 XZU420</p>	<p>(00.11-) (00.11-) (00.11-)</p> 
<p><b>GWH-03A</b></p> <p>S1610-03971 16100-3970/1 16100-E0281/2</p>	<p>J07E 6400 J07C 6600 J08E 7700 J08C 8000</p>		<p>RANGER</p>	<p>FT8J FC3J/1J GC7J/5J/1J GD7J/8J/1J,GK1J GX7J/1J FD7J/8J/1J FG8J/1J,FE1J FX7J/1J</p>	<p>(04.04-) (01.11-) (01.11-) (01.11-) (01.12-) (01.11-) (01.11-) (01.12-)</p> 


# TOYOTA

PART NO	APPLICATION GUIDE																																			
<p><b>GWT-148A</b> 16100-78051 16100-E0271</p>	S05C	4600 4900 5300	<table border="0"> <tr> <td>TOYOACE</td> <td>XZU302A/307/312/322</td> <td>(99.05-04.06)</td> </tr> <tr> <td>DYNA</td> <td>XZU302</td> <td>(99.07-04.06)</td> </tr> <tr> <td></td> <td>XZU307V</td> <td>(99.08-04.06)</td> </tr> <tr> <td></td> <td>XZU342</td> <td>(00.05-04.06)</td> </tr> <tr> <td></td> <td>XZU311A,XZU321A</td> <td>(99.05-02.06)</td> </tr> <tr> <td></td> <td>XZU301A,XZU306/311D/321D/331/341/346/351D</td> <td>(99.05-06.10)</td> </tr> <tr> <td></td> <td>XZU301</td> <td>(00.05-06.10)</td> </tr> <tr> <td></td> <td>XZU306V/336</td> <td>(04.06-06.10)</td> </tr> <tr> <td></td> <td>XZU400/400A/410/420/430</td> <td>(99.05-04.06)</td> </tr> <tr> <td></td> <td>XZU320A</td> <td>(99.06-02.06)</td> </tr> <tr> <td></td> <td>XZU300H/300/340/350H</td> <td>(99.06-04.06)</td> </tr> </table> 	TOYOACE	XZU302A/307/312/322	(99.05-04.06)	DYNA	XZU302	(99.07-04.06)		XZU307V	(99.08-04.06)		XZU342	(00.05-04.06)		XZU311A,XZU321A	(99.05-02.06)		XZU301A,XZU306/311D/321D/331/341/346/351D	(99.05-06.10)		XZU301	(00.05-06.10)		XZU306V/336	(04.06-06.10)		XZU400/400A/410/420/430	(99.05-04.06)		XZU320A	(99.06-02.06)		XZU300H/300/340/350H	(99.06-04.06)
TOYOACE	XZU302A/307/312/322	(99.05-04.06)																																		
DYNA	XZU302	(99.07-04.06)																																		
	XZU307V	(99.08-04.06)																																		
	XZU342	(00.05-04.06)																																		
	XZU311A,XZU321A	(99.05-02.06)																																		
	XZU301A,XZU306/311D/321D/331/341/346/351D	(99.05-06.10)																																		
	XZU301	(00.05-06.10)																																		
	XZU306V/336	(04.06-06.10)																																		
	XZU400/400A/410/420/430	(99.05-04.06)																																		
	XZU320A	(99.06-02.06)																																		
	XZU300H/300/340/350H	(99.06-04.06)																																		
<p><b>GWT-149A</b> 16100-80004</p>	1NRI	1300	<table border="0"> <tr> <td>CAROLLA AXIO</td> <td>NRE160</td> <td>(12.04-)</td> </tr> <tr> <td>VITZ</td> <td>NSP130/135</td> <td>(10.12-)</td> </tr> <tr> <td>PASSO</td> <td>NGC30</td> <td>(10.02-)</td> </tr> <tr> <td>PORTE</td> <td>NSP140</td> <td>(12.07-)</td> </tr> <tr> <td>RACTIS</td> <td>NSP120</td> <td>(10.11-)</td> </tr> <tr> <td>SPADE</td> <td>NSP140</td> <td>(12.07-)</td> </tr> <tr> <td colspan="3"><b>DAIHATSU</b></td> </tr> <tr> <td>BOON</td> <td>M60/</td> <td>(10.02-)</td> </tr> <tr> <td colspan="3"><b>SUBARU</b></td> </tr> <tr> <td>TREZIA</td> <td>NSP120X</td> <td>(10.11-)</td> </tr> </table> 	CAROLLA AXIO	NRE160	(12.04-)	VITZ	NSP130/135	(10.12-)	PASSO	NGC30	(10.02-)	PORTE	NSP140	(12.07-)	RACTIS	NSP120	(10.11-)	SPADE	NSP140	(12.07-)	<b>DAIHATSU</b>			BOON	M60/	(10.02-)	<b>SUBARU</b>			TREZIA	NSP120X	(10.11-)			
CAROLLA AXIO	NRE160	(12.04-)																																		
VITZ	NSP130/135	(10.12-)																																		
PASSO	NGC30	(10.02-)																																		
PORTE	NSP140	(12.07-)																																		
RACTIS	NSP120	(10.11-)																																		
SPADE	NSP140	(12.07-)																																		
<b>DAIHATSU</b>																																				
BOON	M60/	(10.02-)																																		
<b>SUBARU</b>																																				
TREZIA	NSP120X	(10.11-)																																		


# MITSUBISHI

PART NO	APPLICATION GUIDE			
<p><b>GWM-95A</b></p> <p>ME075046 ME996801 ME996804</p>	<p>6D14 6D15 6D16</p>	<p>6600 6900 7500</p>	<p>FUSO-TRUCK FK415, FK515,FM515 FK516, FK416 <b>FM516</b> FK316 FK417, FK517 FL417, FM517, FL407</p>	<p>(84.02-90.01) (84.02-90.01) (84.02-90.03) (86.02-90.01) (87.09-90.02) (87.12-90.03)</p> 
<p><b>GWM-98AM</b></p> <p>ME996811 ME993839 ME995351</p>	<p>6D15 6D16 6D17</p>	<p>6900 7500 8200</p>	<p>FUSO-TRUCK FK516/416/316/666/417/517 FK407/337/667/617/612/622 <b>FK667/672</b> FH227/217/727 FK418/518/618/628/728</p>	<p>(90.01-95.06)   (95.01-99.04) (91.05-99.04)</p> 
<p><b>GWM-101A</b></p> <p>ME993965</p>	<p>4M50 4M50 4M50</p>	<p>4900 4900 4900</p>	<p>ROSA BE63DE BE63G,BE64DJ,BE66DJ BE64DE</p>	<p>(99.04-) (04.10-) (04.11-)</p> 

# MAZDA

PART NO	APPLICATION GUIDE		
<b>GWMZ-76A</b> SLN1-15-100B	SL	3500	TAITAN WGL4H (91.12-95.05) WGL4M4T WGL4T/7H WGLAF/AD/AMAK/ANAT 

# ISUZU

<b>GWIS-52A</b> 8-97267355	6HE1	7100	FORWARD FRD32, FRR32, FSD32 (90.01-) FSR32, FTR32, NRR32 (90.01-) FRR34, FSR34, FTR34 (99- ) FRD33, FRR33, FRS33, FSS3 (95.02-) FTR33, NRR33 (95.02-) FRD33, FRR33/34, FRS33 (98.10-) FSD33, FSR33, FSS33 (98.10-) FSD33, FSR33, FTR33 (99.06-) FRR87, FRS87 (97.10-) 
	6HK	7800	
	6HH	8200	
	6HA	8200	