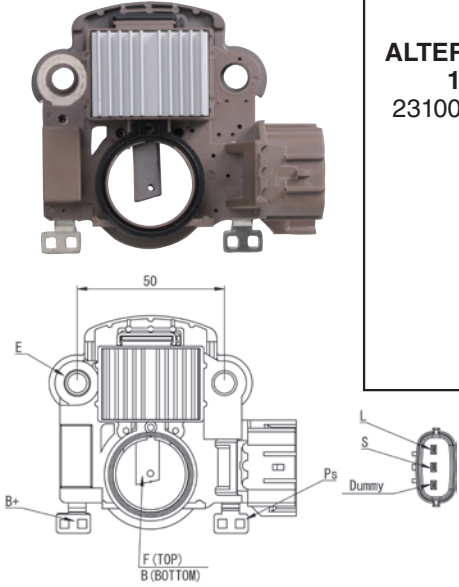

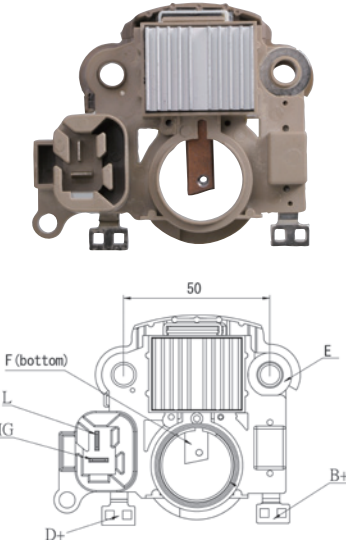

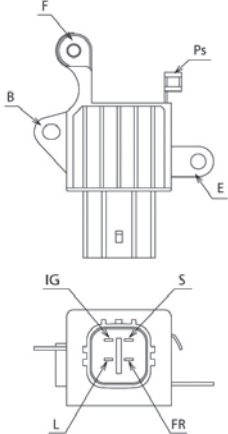

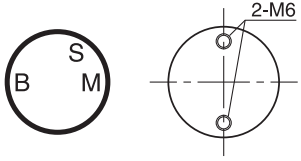


NEW PRODUCTS NP-220

Illustration	Ref. No.	Application	On Sale
<p>IVR-983 12V</p>  <p>100PCS./CARTON CARTON SIZE: 41×24×51cm(0.050184m³) G/W:12.0kg</p>	<p>23215-EL01A</p> <p>ALTERNATOR 12V 23100-CJ41A</p>	<p>NISSAN GRAND LIVINA (HR15DE)</p> 	AUG.'14
<p>IVR-984 12V</p>  <p>100PCS./CARTON CARTON SIZE: 41×24×51cm(0.050184m³) G/W:12.0kg</p>	<p>S5SM-18-W70 32500-73G10 23815-KA150 (A866X35972)</p> <p>ALTERNATOR 12V 60A MD350380 (A001TA1891) MD368894 (A001TA1891A)</p> <p>12V 65A MD363632 (A001TA2491)</p> <p>12V 70A MD350381 (A001TA1991) MN115054 (A001TG0091)</p> <p>31400-73G10 31400-73G11</p>	<p>MITSUBISHI TOPPO BJ H42V,H47V,H42A,H47A (3G83) '98~ H41A,H46A (4A30) '98~ PAJERO MINI H53A,H58A (4A30) '98~ MINICA H42A,H47A,H42V,H47V (3G83) '98~ EK WAGON H81W,H82W (3G83) '98~ EK ACTIVE H81W (3G83) '98~ (SPORTS) TOPPO H82A (3G83) '98~</p> <p>SUZUKI WAGON R (FGA) '97~'11 ALT WORKS</p> <p>SUBARU VIVIO KK3,KK4 (EN07L) '92~'98</p>	AUG.'14

<http://www.newera.co.jp/>

ADDITIONAL APPLICATIONS

Illustration	Ref. No.	Application																																																								
<p>IVR-5019 12V</p>  	<p>27700-20090 (126600-3010) 27700-20091 (126600-4340)</p> <p>ALTERNATOR 12V 100A 27060-37081 (104210-2801) 27060-20270 (104210-3620) 27060-28270 (104210-3890)</p> <p>12V 130A 27060-75320 (104210-3940) (104210-3941) (104210-3942) 27060-28290 (104210-4031) (104210-4032) 27060-20300 (104210-4041)</p> <p>12V 150A 27060-36060 (104210-1260)</p>	<p>TOYOTA</p> <table style="width: 100%; border-collapse: collapse;"> <tr> <td style="width: 30%;">WISH</td> <td style="width: 30%;">ZGE20G/25G/25W</td> <td style="width: 20%;">(2ZR-FAE)</td> <td style="width: 20%;">'09~</td> </tr> <tr> <td>WINDOM</td> <td>MCV30</td> <td>(1MZ-FE)</td> <td>'03~'06</td> </tr> <tr> <td>KLUGER</td> <td>MCU20W/25W</td> <td>(1MZ-FE)</td> <td>'03~'07</td> </tr> <tr> <td>HARRIER</td> <td>MCU30W/31W/35W/36W</td> <td>(1MZ-FE)</td> <td>'03~'06</td> </tr> <tr> <td>CAMRY</td> <td>ACV30/35</td> <td>(2AZ-FE)</td> <td>'03~'06</td> </tr> <tr> <td>DYNA/TOYOACE</td> <td>TRC600,TRU600</td> <td>(2TR-FE)</td> <td>'11</td> </tr> <tr> <td></td> <td>TRU300/300A/340/500</td> <td>(2TR-FE)</td> <td>'07</td> </tr> <tr> <td></td> <td>TRY220/230</td> <td>(1TR-FE)</td> <td>'03</td> </tr> <tr> <td></td> <td>TRY231</td> <td>(1TR-FPE)</td> <td>'09</td> </tr> <tr> <td>ALPHARD</td> <td>ANH10W/15W</td> <td>(2AZ-FE)</td> <td>'05~'08</td> </tr> <tr> <td></td> <td>MNH10W/15W</td> <td>(1MZ-FE)</td> <td>'14.03.08</td> </tr> <tr> <td>ESTIMA</td> <td>MCR30W/40W</td> <td>(1MZ-FE)</td> <td>'03~'06</td> </tr> </table> <p>LEXUS</p> <table style="width: 100%; border-collapse: collapse;"> <tr> <td style="width: 30%;">RX</td> <td style="width: 30%;">AGL10W</td> <td style="width: 20%;">(1AR-FE)</td> <td style="width: 20%;">'10~</td> </tr> </table> <p>HINO</p> <table style="width: 100%; border-collapse: collapse;"> <tr> <td style="width: 30%;">DUTRO</td> <td style="width: 30%;">TRU300M/300X/340M/500M</td> <td style="width: 20%;">(2TR-FE)</td> <td style="width: 20%;">'07</td> </tr> </table>	WISH	ZGE20G/25G/25W	(2ZR-FAE)	'09~	WINDOM	MCV30	(1MZ-FE)	'03~'06	KLUGER	MCU20W/25W	(1MZ-FE)	'03~'07	HARRIER	MCU30W/31W/35W/36W	(1MZ-FE)	'03~'06	CAMRY	ACV30/35	(2AZ-FE)	'03~'06	DYNA/TOYOACE	TRC600,TRU600	(2TR-FE)	'11		TRU300/300A/340/500	(2TR-FE)	'07		TRY220/230	(1TR-FE)	'03		TRY231	(1TR-FPE)	'09	ALPHARD	ANH10W/15W	(2AZ-FE)	'05~'08		MNH10W/15W	(1MZ-FE)	'14.03.08	ESTIMA	MCR30W/40W	(1MZ-FE)	'03~'06	RX	AGL10W	(1AR-FE)	'10~	DUTRO	TRU300M/300X/340M/500M	(2TR-FE)	'07
WISH	ZGE20G/25G/25W	(2ZR-FAE)	'09~																																																							
WINDOM	MCV30	(1MZ-FE)	'03~'06																																																							
KLUGER	MCU20W/25W	(1MZ-FE)	'03~'07																																																							
HARRIER	MCU30W/31W/35W/36W	(1MZ-FE)	'03~'06																																																							
CAMRY	ACV30/35	(2AZ-FE)	'03~'06																																																							
DYNA/TOYOACE	TRC600,TRU600	(2TR-FE)	'11																																																							
	TRU300/300A/340/500	(2TR-FE)	'07																																																							
	TRY220/230	(1TR-FE)	'03																																																							
	TRY231	(1TR-FPE)	'09																																																							
ALPHARD	ANH10W/15W	(2AZ-FE)	'05~'08																																																							
	MNH10W/15W	(1MZ-FE)	'14.03.08																																																							
ESTIMA	MCR30W/40W	(1MZ-FE)	'03~'06																																																							
RX	AGL10W	(1AR-FE)	'10~																																																							
DUTRO	TRU300M/300X/340M/500M	(2TR-FE)	'07																																																							
<p>SS-1685 12V</p>  	<p>(128099-7500)</p> <p>STARTER 12V 2.0KW 28100-38020 (428000-3980)</p>	<p>TOYOTA</p> <table style="width: 100%; border-collapse: collapse;"> <tr> <td style="width: 30%;">MAJESTA</td> <td style="width: 30%;">URS206</td> <td style="width: 20%;">(1UR-FSE)</td> <td style="width: 20%;">'09</td> </tr> </table> <p>LEXUS</p> <table style="width: 100%; border-collapse: collapse;"> <tr> <td style="width: 30%;">GS</td> <td style="width: 30%;">URS190</td> <td style="width: 20%;">(1UR-FSE)</td> <td style="width: 20%;">'07~'11</td> </tr> <tr> <td>IS</td> <td>USE20</td> <td>(2UR-GSE)</td> <td>'07</td> </tr> <tr> <td>LS</td> <td>USF40/41</td> <td>(1UR-FSE)</td> <td>'06, '08</td> </tr> </table>	MAJESTA	URS206	(1UR-FSE)	'09	GS	URS190	(1UR-FSE)	'07~'11	IS	USE20	(2UR-GSE)	'07	LS	USF40/41	(1UR-FSE)	'06, '08																																								
MAJESTA	URS206	(1UR-FSE)	'09																																																							
GS	URS190	(1UR-FSE)	'07~'11																																																							
IS	USE20	(2UR-GSE)	'07																																																							
LS	USF40/41	(1UR-FSE)	'06, '08																																																							