

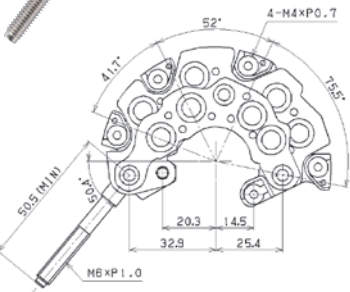



NEW PRODUCTS NP-250

New-Era No.	Ref. No.	Application	On Sale
<p>SS-1550 24V</p>   <p>20PCS./CARTON CARTON SIZE: 37×24×30cm(0.02664m³) G/W:28.0kg</p>	<p>STARTER 24V 5.5kw 2-085-168-5 (M009T64071)</p>	<p>VOLVO TRUCK VOLVO ENGINE</p>	<p>JUL.'17</p>
<p>D-902 12V/24V</p>   <p>100PCS./CARTON CARTON SIZE: 56×33×43cm(0.07946m³) G/W:15.0kg</p>	<p>27357-72120 27357-76006-71 8-94159781-0 8-97072842-0 (021580-3110)</p> <p>ALTERNATOR 12V 35A 31100-PN3-003 (100211-4482) 27060-78003-71 (100211-4540) 8-97225117-0 (101211-1240) (100211-4710)</p> <p>12V 40A 27060-72080 (100211-1620) 27060-72081 (100211-4410)</p> <p>24V 20A 8-97112676-0 (100211-4780) 8-97233412-1 (101211-1271)</p>	<p>TOYOTA HIACE YH80 (1Y) '85~'87 FORKLIFT 2FG (5K) '92~'97 3FG (5K) '97~'08 5FD (V1502,V1512, '89~'94 VT1502, V1512T) 5FG (4P,4Y,5K) '89~'94 6FD (V1512, V1512T) '94~'98 6FG (4Y, 5K) '94~'96</p> <p>INDUSTRIAL MACHINERY UNIVERSAL 2TG10 (5K) '97~ (3L) '92~ EXCAVATOR 4SD (3L) '97~</p> <p>HONDA ACTY HA1/2, HH1/2 (E05A) '88~'90</p>	<p>MAY.'17</p>

<http://www.newera.co.jp/>

NEW PRODUCTS

Illustration	Parts No.	Car Maker	Car Model	Model No.	Engine Model	Model Year
<p>MIC-X3072</p>  <p>20PCS./CARTON CARTON SIZE: 38×40×17cm(0.02585m³) G/W:6.0kg</p>	27301-2B010	HYUNDAI 	ACCENT ELANTRA I20 I30 I40 IX20 IX35 VELOSTER		(1.4L) (1.6L) (1.4L,1.6L) (1.4L,1.6L) (1.6L) (1.4L,1.6L) (1.6L) (1.6L)	'10~'15 '11~'15 '08~'15 '07~'15 '11~'15 '10~'15 '10~'15 '11~'15
		KIA 	CEE'D CARENS CERATO RIO SOUL VENGA	(1.4L,1.6L) (1.6L) (1.6L) (1.4L) (1.6L) (1.4L,1.6L)	'06~'15 '09~'15 '06~'15 '11~'15 '09~'15 '10~'15	

DISCONTINUED PRODUCTS

SS-450	SS-630	SS-703	SS-709
SS-710	SS-711	SS-712	
SS-771	SS-772	NS-24361A	NS-24481A
SS-149	SS-1204	SS-1501	SS-1618
SS-1700	SS-1701	SS-1705	SS-1708
SS-1709	SS-2602	SS-2700	

D-005	D-008	D-009	D-010
D-011	D-012	D-014	D-015
D-020	D-022	D-023	D-054
D-055	D-058	D-059	D-063
D-064	D-067	D-068	D-073