

FUEL PUMPS / BOMBAS DE GASOLINA

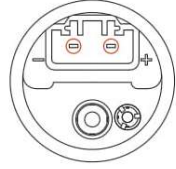





○INTANK TYPE

NFP-001JA / NFP-001JB
NFP-002JA / NFP-002JB
NFP-003JA / NFP-003JB
NFP-004JA / NFP-004JB / NFP-004JC
NFP-005JA
NFP-006JA
NFP-007JA
NFP-008JA

○OUTSIDE TYPE

NFP-100J1
NFP-100J2
NFP-200J2

New-Era No.	Specification	Terminal & Filter		Application
NFP-001JA NFP-001JB 《UNIVERSAL》 GIP-502 CFP-102 DFP4301	Working voltage <u>DC12V</u> Operating pressure <u>0.3MPa</u>	SMALL 	A 	TOYOTA
NFP-002JA NFP-002JB 《UNIVERSAL》 GIP-501 CFP-101 DFP4300	Work flow <u>more than or equal to 100ℓ / h</u> Working current <u>less than or equal to 6.0A</u>	WIDE 	B 	HONDA ISUZU MAZDA MINIBISHI NISSAN SUBARU SUZUKI HYUNDAI KIA

Application for NFP-001JA / NFP-001JB

TOYOTA/LEXUS					
23220-02040	23220-74020	23221-0A040	23221-15040	23221-22030	23221-74090
23220-03020	23220-74021	23221-0D010	23221-16490	23221-22140	23221-75030
23220-03030	23221-03010	23221-0D100	23221-20030	23221-28020	23221-76030
23220-03040	23221-03030	23221-0F010	23221-20040	23221-28030	
23220-0A020	23221-03040	23221-11050	23221-21010	23221-28280	
23220-0C010	23221-07010	23221-11070	23221-21020	23221-46010	
23220-20020	23221-0A020	23221-13010	23221-21030	23221-46070	
23220-28220	23221-0A030	23221-15030	23221-21060	23221-70350	

Application for NFP-002JA / NFP-002JB

HONDA / ACURA					
17040-CV1-A31	17040-S04-L00	17040-S84-A02	17040-SR2-A50	17040-SV1-A31	17040-SW5-A32
17040-S01-A30	17040-S04-L01	17040-S84-A02	17040-SR3-A31	17040-SV1-A31	17040-SW5-A32
17040-S01-A31	17040-S10-A00	17040-SAA-000	17040-SR3-A31	17040-SV1-A32	17040-SX0-A32
17040-S01-A40	17040-S10-A01	17040-SDC-E00	17040-SS8-A00	17040-SV1-A32	17040-SY8-A01
17040-S02-L00	17040-S10-C20	17040-SN7-E31	17040-SS8-A02	17040-SV1-L00	17045-S5A-A00
17040-S02-L01	17040-S3M-A00	17040-SN7-E31	17040-ST7-L00	17040-SV1-L01	17045-S5A-A31
17040-S04-G30	17040-S5A-930	17040-SR1-A31	17040-ST7-L01	17040-SV1-L02	17708-SOA-933
17040-S04-G31	17040-S5B-930	17040-SR2-A31	17040-ST7-L30	17040-SW5-A30	
17040-S04-G40	17040-S7A-931	17040-SR2-A32	17040-ST7-L31	17040-SW5-A31	
17040-S04-G41	17040-S84-A01	17040-SR2-A33	17040-SV1-A30	17040-SW5-A31	

ISUZU					
5-86202-235-0	5-86205-971-0	8-94479-418-1	8-97118-512-0	8-97163-248-0	
5-86202-958-0	8-94384-528-0	8-94479-418-2	8-97118-858-0	8-97163-248-1	
5-86205-958-0	8-94384-528-1	8-97041-876-3	8-97118-858-1		

MAZDA					
1F21-13-350A	B6BF-13-35Z	CA01-13-35XC	KJ14-13-35Z	L518-13-350	ZL05-13-35ZA
AJ51-13-350	B6BG-13-35Z	CA41-13-350	KL19-13-350	L518-13-35XB	ZL05-13-35ZB
AJ51-13-35Z	B6DA-13-350	CA41-13-35X	KL19-13-35ZB	LF67-13-35XE	ZZL0-13-350C
B3C7-13-350	B6DA-13-35Z	CY01-13-350	KL22-13-350	LFB6-13-35XB	ZZM4-13-350A
B3E7-13-350	BP4W-13-350A	CY01-13-35XA	KL47-13-350	LFB7-13-350	ZZM5-13-350A
B3E7-13-350A	BP4W-13-35ZA	GY01-13-350A	KL47-13-35ZB	LFB7-13-350	ZZP0-13-350A
B3E7-13-35ZB	BP4W-13-35ZF	GY01-13-35ZA	KLG4-13-35XB	LFG1-13-350	ZZP1-13-350A
B61P-13-350B	BP4W-13-35ZG	JE45-13-35ZB	KLK1-13-35Z	ZL01-13-350	ZZR0-13-350A
B61P-13-ZE0	BP8E-13-350	JE47-13-35ZA	KLK1-13-35ZA	ZL01-13-35Z	ZZR1-13-350A
B6BF-13-350	BP8E-13-35Z	JE48-13-35ZC	L33L-13-35ZA	ZL01-13-ZW1	ZZS1-13-350A
B6BF-13-350MV	CA01-13-350A	KJ01-13-350	L3F7-13-35ZC	ZL02-13-ZE1	ZZS3-13-350A

MITSUBISHI					
1760A233	MB831561	MN161720	MR162453	MR431088	MR739710
AW332718	MB831562	MN161721	MR204500	MR439710	MR908180
AW334174	MB831691	MN161935	MR208665	MR464198	MR933638
MB531263	MB845502	MR124765	MR241080	MR465687	MR968070
MB658436	MB912304	MR124881	MR241083	MR465688	MR990817
MB698623	MB923663	MR124999	MR241351	MR497143	MR990818
MB698857	MB927016	MR134284	MR241394	MR508115	MR990883
MB831262	MB959729	MR134804	MR325884	MR508282	MR990884
MB831263	MB959730	MR134806	MR344715	MR508283	MR993339
MB831264	MB959847	MR134868	MR376042	MR508284	MR993340
MB831333	ME124999	MR134901	MR391856	MR535803	
MB831560	MN106213	MR135420	MR431087	MR548361	


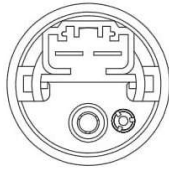



NISSAN/INFINITI					
17040-3S500	17042-0M005	17042-0Z000	17042-2B500	17042-5F600	17042-6J900
17040-3S505	17042-0M013	17042-10S00	17042-2Y900	17042-5F600	17042-7B025
17040-3S515	17042-0M021	17042-1E300	17042-31U00	17042-5M010	17042-7J100
17040-4S400	17042-0M023	17042-1E400	17042-31U05	17042-5M800	17042-7J160
17040-5S105	17042-0M024	17042-1E400B	17042-31U08	17042-5M802	17042-7J161
17040-8B000	17042-0M077	17042-1E400E	17042-4B000	17042-5S700	17042-8B000
17041-5M015	17042-0W005	17042-1W700	17042-4S400	17042-5Y700	17042-VE400

SUBARU					
42021AA020	42021AC001	42021AC013	42021FA090	42021FC021	
42021AA330	42021AC010	42021AC200	42021FA200	42021FE020	
42021AA350	42021AC012	42021AE02A	42021FA250	42022AE02A	

SUZUKI					
15100-50G00	15100-54G10	15100-60G20	15100-61AA1	15100-65D31	15100-80C10
15100-50G10	15100-57B20	15100-60G21	15100-65B11	15100-65D32	15110-50G00
15100-54813	15100-58B00	15100-60GT0	15100-65D02	15100-65D70	15110-50GT0
15100-54820	15100-58B01	15100-61A02	15100-65D12	15100-65G00	15110-54G00
15100-54830	15100-58B10	15100-61A10	15100-65D22	15100-66D32	
15100-54B30	15100-60G00	15100-61AA0	15100-65D30	15100-77E00	

HYUNDAI					
31110-25700	31111-25700	31111-26300	31111-37150	31111-38050	
31110-33610	31111-25750	31111-28150	31111-37200		
31111-25000	31111-26000	31111-2D000	31111-37300		

KIA					
31111-07000	31111-38050	OK01A-13-350B	OK01D-13-35ZA	OK24C-13-35ZA	OK29T-13-35ZA
31111-07600	31111-3H000	OK01B-13-350	OK1D-13-35Z	OK24T-13-35ZA	
31111-2F500	31111-3K000	OK01B-13-350A	OK24C-13-35ZA	OK29T-13-35Z	


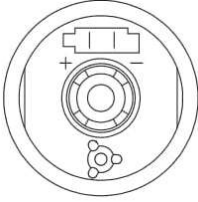





New-Era No.	Specification	Terminal & Filter		Application
NFP-003JA 	Working voltage <u>DC12V</u> Operating pressure <u>0.3MPa</u>			TOYOTA SUBARU GIP-514 DFP4340 CFP-118
NFP-003JB 	Work flow <u>110ℓ / h\leq</u> Working current <u>\leq6.0A</u>			HONDA GIP-515 DFP4340A

Application for NFP-003JA

Ref. No.	Car Maker	Car Model	Model No.	Engine Model	Model Year
23220-0P030	TOYOTA	4RUNNER	GRN210/UZN210	1GR-FE/2UZ-FE	'02-'09
23220-21170			TRN210	2TR-FE	'04-'09
23220-30011		HARRIER	ACU30	2AZ-FE	'03-'12
23220-31180			GSU30	2GR-FE	'06-'08
23220-50210			MCU30	1MZ-FE	'03-'06
23220-51010		HIGHLANDER	ACU20	2AZ-FE	'00-'07
23220-75170			MCU23	3MZ-FE	'03-'07
23220-75171		HILUX SURF	GNR215	1GR-FE	'05-'09
23221-0A050			TRN120/121	2TR-FE	'02-'09
23221-31050			RZN210	3RZ-FE	'02-'09
23221-50100		KLUGER	VZN210	5VZ-FE	'02-'05
23221-62060			ACU20/25	2AZ-FE	'03-'07
23221-62070			MCU20/25	1MZ-FE	'03-'07
23221-75020		LAND CRUISER	VDJ200	1CD-FTV	'15-
77020-08031 77020-0E012		LAND CRUISER PRADO	GRJ120/121	1GR-FE	'05-'09
			RZJ120	3RZ-FE	'02-'09
			TRJ120	2TR-FE	'02-'09
42021-AG010 42021-AG100 42022-AG05A		PRIUS SIENNA	TRJ150	2TR-FE	'15-
			VZJ120/121/125	5VZ-FE	'02-'05
			NHW20	1NZ-FXE	
LEXUS	LX450/460/570 RX300 RX350	MCL20	3MZ-FE	'03-'06	
		VDJ201	1VD-FTV	'15-	
		MCU35/MCU33	1MZ-FE/3MZ-FE	'03-'06	
SUBARU	FORESTER IMPRESA LEGACY	GSU30/MCU38	2GR-FE/3MZ-FE	'03-'09	
		SH5B/SH9A	205/155	'07-'11	
		G22, GP2	255	'10-'14	
		GE2B/GE7B/GECB	154/204/253	'10-'14	
		BL5F	204	'05-'11	
		BL9F/BLEF	253/30D	'03-'11	

Application for NFP-003JB

Ref. No.	Car Maker	Car Model	Model No.	Engine Model	Model Year
17045-SNA-020	HONDA	CIVIC	FD	K20A	'06-'11
17045-SNA-A31			FA	R18A	'07-'08
			FD	R16A/R18A	'09-'11

New-Era No.	Specification	Terminal & Filter		Application
NFP-004JA 	Working voltage <u>DC12V</u>			TOYOTA GIP-507 DFP4305
NFP-004JB 	Operating pressure <u>0.3MPa</u> Work flow <u>100ℓ / h\leq</u> Working current <u>\leq5.0A</u>			TOYOTA GIP-504
NFP-004JC 				TOYOTA GIP-505 DFP4305A

Application for NFP-004JA






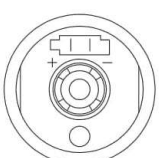


Ref. No.	Car Maker	Car Model	Model No.	Engine Model	Model Year
23220-75040	TOYOTA	HIACE	TRH200	1TR-FE	'05-
23220-75041			TRH201	2TR-FE	'05-

Application for NFP-004JB

Ref. No.	Car Maker	Car Model	Model No.	Engine Model	Model Year
23220-0C080	TOYOTA	INNOVA	TGN40	1TR-FE	'04-'16
23220-0C081					
23220-0C120					

Application for NFP-004JC

Ref. No.	Car Maker	Car Model	Model No.	Engine Model	Model Year
23220-0C020	TOYOTA	FORTUNER	GGN60/61	1GR-FE/2TR-FE	'05-
23220-0C050		HILUX	GGN15	1GR-FE	'05-'15
23220-0C051			GGN25	1GR-FE	'15-
23220-0C130			TGN15/26	1TR-FE/2TR-FE	'05-
23220-0P010		HILUX IMV	TGN16	2TR-FE	'15-
23220-0P160		HILUX SW4	TGN51	2TR-FE	'05-'15
		HILUX VIGO	TGN10/26	1TR-FE/2TR-FE	'05-'15
		INNOVA	TGN41	2TR-FE	'04-'15

New-Era No.	Specification		Terminal & Filter		Application
NFP-005JA 	Working voltage <u>DC12V</u>	Work flow <u>110ℓ / h</u>			TOYOTA
NFP-006JA 		Operating pressure <u>0.3MPa</u>			
NFP-007JA 	Working voltage <u>DC12V</u>	Work flow <u>70ℓ / h</u>			TOYOTA DFP4302
NFP-008JA 		Operating pressure <u>0.3MPa</u>			
		Working current <u>≤ 5.7A</u>			

Application for NFP-005JA

Ref. No.	Car Maker	Car Model	Model No.	Engine Model	Model Year
23220-31230	TOYOTA	ESTIMA	GSR50/55	2GR-FE	'06-'08

Application for NFP-006JA






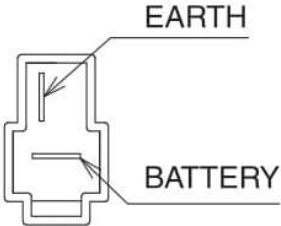
Ref. No.	Car Maker	Car Model	Model No.	Engine Model	Model Year
23220-31350	TOYOTA	ALPHARD	GGH20/25	2GR-FE	'08-'11
		VELLFIRE	GGH20/25	2GR-FE	'08-'11
77020-58010		ESTIMA	GSR50/55	2GR-FE	'08-'11

Application for NFP-007JA

Ref. No.	Car Maker	Car Model	Model No.	Engine Model	Model Year
23220-0D170	TOYOTA	BELTA	KSP92, SCP92	2SZ-FE	'05-'12
23220-0M050		RACTIS	NCP100, SCP100	1NZ-FE	'05-'10
23220-0Q031		VITZ	KSP90, NCP91	1NZ-FE, 2NZ-FE	'05-'10
23220-0T121		YARIS, ECHO	KSP90, NCP90	1NZ-FE, 2NZ-FE	'05-'16
23220-21131		VIOS, LIMO	NCP91, NCP93		
23220-21132		ALTIS	ZSP90	1NZ-FE	'02-'07

Application for NFP-008JA

Ref. No.	Car Maker	Car Model	Model No.	Engine Model	Model Year
17045-S3V-A50	HONDA	ACCORD		K24A	'03-'05
17045-SDA-A00				J30A	'03-'07
17045-SDA-A30				K24A	'07-'10
17045-SDB-A00	ACURA	MDX		J35A	'03-'04
17045-SDB-A30				K24	'04-'08
17045-SDR-A00				J32	'04-'08
17045-SEC-A00				J35	'07-'08
17045-SEC-A01					
17045-SEP-A01					
17045-SWA-A00					
17045-SXS-A00					

New-Era No.	Specification	Terminal & Filter	Application
NFP-100J1 	<u>Working voltage</u> <u>DC12V</u> <u>Operating pressure</u> <u>0.03-0.04MPa</u>	 without connector	MAZDA 8118-13-350 1943-13-350 8788-13-350 HEP-02
NFP-100J2 	<u>Work flow</u> <u>70ℓ / h≦</u> <u>Working current</u> <u>≦2.0A</u>	 with connector	MAZDA 8118-13-350 UNIVERSAL HEP-02A DFP4100
NFP-200J2 	<u>Working voltage</u> <u>DC12V</u> <u>Operating pressure</u> <u>0.01-0.02MPa</u> <u>Work flow</u> <u>42ℓ / h≦</u> <u>Working current</u> <u>≦1.7A</u>		SUZUKI 15100-85500 15100-85501 UC-V4 DFP4210

PACKING LIST

New-Era No.	QTY	G/W (kg)	M3	DIM
NFP-001JA/NFP-001JB	30	12.0	0.02352	35×32×21
NFP-002JA/NFP-002JB	30	12.0	0.02352	35×32×21
NFP-003JA	20	8.0	0.02584	38×40×17
NFP-003JB	30	10.0	0.02352	35×32×21
NFP-004JA	20	6.0	0.02584	38×40×17
NFP-004JB	30	8.0	0.02352	35×32×21
NFP-004JC	30	8.0	0.02352	35×32×21
NFP-005JA	20	7.0	0.02584	38×40×17
NFP-006JA	To be decided			
NFP-007JA	20	6.0	0.02584	38×40×17
NFP-008JA	30	10.0	0.02352	35×32×21
NFP-100J1/NFP-100J2	30	12.0	0.04704	48×35×28
NFP-200J2	20	13.0	0.03629	64×27×21