

# WATER PUMP INFORMATION!!

## GWT-100A & GWT-136A GWT-101A & GWT-135A


New part numbers are added to the group of water pumps which improve weep hole mechanism.  
 Please refer to GMB Bulletin No.012 for detail.

\*Past issues available at our new website ⇒ <http://www.gmb.jp/>


GMB No: GWT-100A & GWT-136A  
 Manufacturer: TOYOTA  
 Engine: 2SZ (1300 c c)  
 Vehicle Type: VITZ

GMB No: GWT-101A & GWT-135A  
 Manufacturer: TOYOTA  
 Engine: 1NZ (1500 c c)  
 Vehicle Type: COROLLA·IST


**GWT-100A**




**GWT-136A**



**GWT-101A**



**GWT-135A**



## ADDITIONAL APPLICATIONS

### WATER PUMP

#### NISSAN

WATER PUMP	TENSIONER & IDLER BEARING	CAR NAME	ENGINE MODEL	MODEL	YEAR
<b>GWN-65AF</b> 21010-80G85	NA	FRONTIER	2500cc TD27	BMD21,D21	
<b>GWN-51A</b> 21010-31U25	NA	PATHFINDER		HY33,A32	00-04
<b>GWN-61A</b> 21010-0W025	GT80340	PATHFINDER	3300cc VG33E	LR50,ALE50	97-04
<b>GWN-84A</b> 21010-EB300	NA	PATHFINDER	2500cc YD25		05-

#### DAIHATSU

WATER PUMP	TENSIONER & IDLER BEARING	CAR NAME	ENGINE MODEL	MODEL	YEAR
<b>GWD-51A</b> 16100-BZ030 16100-BZ020	NA	MIRA TANTO	660cc EFDET	L350S/360S	03-05

#### MAZDA

WATER PUMP	TENSIONER & IDLER BEARING	CAR NAME	ENGINE MODEL	MODEL	YEAR
<b>GWMZ-70A</b> 21011-HA101	NA	TAITN	2000cc RF	GFFPF,GWFWF	98-99

#### MITSUBISHI

WATER PUMP	TENSIONER & IDLER BEARING	CAR NAME	ENGINE MODEL	MODEL	YEAR
<b>GWM-90A</b> 1300A036	NA	i	660cc 3B20	HA1W	05-

#### NISSAN

WATER PUMP	TENSIONER & IDLER BEARING	CAR NAME	ENGINE MODEL	MODEL	YEAR
<b>GWN-93A</b> 21010-7Y025/026 21010-7Y00A	NA	FAIRLADY Z PATHFINDER	2500cc VQ25HR 3500cc VQ35HR	NV36,V36,PU31 PE52,J31/32	04-11

## ADDITIONAL APPLICATIONS

### WATER PUMP

#### DAIHATSU

WATER PUMP	TENSIONER & IDLER BEARING	CAR NAME	ENGINE MODEL	MODEL	YEAR
<b>GWT-100A</b> 16100-29115	NA	TERIOS	1500cc 1SZ	SCP10/11	05-

#### ISUZU

WATER PUMP	TENSIONER & IDLER BEARING	CAR NAME	ENGINE MODEL	MODEL	YEAR
<b>GWIS-25A</b> 8-97940157-0	NA	D-MAX	2500cc 4JA1 2800cc 4JB1	NHR55CA	
<b>GWIS-44A</b> 8-97167554-0	GT90560	D-MAX	3500cc 6VE1	UBS26DW	02-
<b>GWIS-45A</b> 8-97123330-0	NA	D-MAX	3000cc 4JH	NHR69/69N	02-

#### MAZDA

WATER PUMP	TENSIONER & IDLER BEARING	CAR NAME	ENGINE MODEL	MODEL	YEAR
<b>GWMZ-49A</b> WL81-15-100A	GT60160	BT-50	2500cc MZR-CD2.5 3000cc MZR-CD3.0	SK54L/54T	06-

#### MITSUBISHI

WATER PUMP	TENSIONER & IDLER BEARING	CAR NAME	ENGINE MODEL	MODEL	YEAR
<b>GWM-23A</b> MD997615	GT10031 GT10040	L-200	2000cc G63B	P03W/04W	86-96
<b>GWM-26A</b> MD997083	NA	L-200	2600cc 4G53	J26/38/46/56	89-95
<b>GWM-39A</b> MD997150	GT10140 GT10130	L-200	2500cc 4D55	P25W,P05V	89-
<b>GWM-52A</b> MD974999	GT10140 GT10130	TRITON2.5	2500cc 4D56	V24C/24W	92-
<b>GWM-57A</b> MD996789 1300A049	NA	L-200  TRITON	2800cc 4M40 3200cc 4M41	V26C/26WG V46W	
<b>GWM-61A</b> MD972934	GT80800 GT10050	L-200	2400cc 4G64	FB700A/B	96-

## ADDITIONAL APPLICATIONS

### WATER PUMP

#### OPEL

WATER PUMP	TENSIONER & IDLER BEARING	CAR NAME	ENGINE MODEL	MODEL	YEAR
<b>GWO-16A</b> 1334046 1334066 90444079 9192797	NA	CORSA ASTRA (VAUXHALL)	1400cc X14XE 1600cc X16XE		93-00 94-01
<b>GWO-18A</b> 92226211 90466343 92064250 90443549 90444359 90444311 90444350 9192370 6334000 1334646 1334041 1334050 1334953 1334119 1334137	NA	CAPTIVA (CHEVROLET) EVANDA (DEWOO) ZAFIRA (OPEL)	1700cc GM17D 1800cc C18XEL 2000cc C20XE		06- 02- 01-06

### GMB BULLETIN No.050 CORRECTION SHEET

PAGE#	MAKE	PART NO.	ERROR	CORRECTED TO
3	HONDA	GWHO-65A	OEM#19200P72013 GWHO-65A	OEM#19200P72013 GWHO-46A