

NEW

GMB **AVAILABLE NOW**

24 APR. 2018

NEW ITEMS

■ WATER PUMP

NISSAN

GWN-101A

GWN-102A

TOYOTA

GWT-160AM

■ UNIVERSAL JOINT



KIA

GUK-15




WATER PUMP

NISSAN

PART NO.	APPLICATION GUIDE					
GWN-101A B1010-1KC0A B1010-1KC0B	MR20DD	1600	SERENA	C26, FC26, NC26	(10.11-12.08)	
	MR16DT	1800	JUKE	F15, NF15	(10.11-18.01)	
	MRA8DE	2000	SYLPHY	TB17	(12.12-18.01)	
GWN-102A 21010-EA010	QR20DE	2000	CARAVAN	SE25,SGE25,CSGE25,DSGE25	(07.08-12.06)	
		2500	ATLAS	SQ1F/2F	(07.06-)	

TOYOTA

PART NO.	APPLICATION GUIDE					
GWT-160AM 16100-39435 16100-39436	2GRFSE	2500	CROWN	GRS180, GRS182, GRS183	(04.02-08.02)	
	3GRFSE	3000		GRS181	(04.08-08.02)	
	4GRFSE	3500		GRS184	(05.09-08.02)	
				GRS200	(08.02-12.12)	
				GWS204	(08.05-12.12)	
		GRS200				

UNIVERSAL JOINT

KIA

PART NO.	APPLICATION GUIDE	
GUK-15 49150-45220		MIGHTY 3.5 TON 