

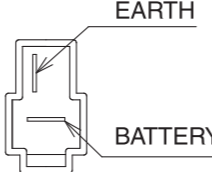

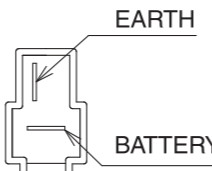



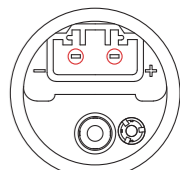


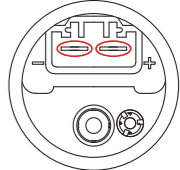

New-Era No.	Ref. No.	Application	Terminal
NFP-100J1 	8118-13-350 1943-13-350 8788-13-350 HEP-02	MAZDA	
NFP-100J2 	8118-13-350 UNIVERSAL HEP-02A DFP4100	MAZDA	
NFP-200J2 	15100-85500 15100-85501 UC-V4 DFP4210	SUZUKI SUPER CARRY CARRY TRUCK	

New-Era FUEL PUMPS




PACKING LIST


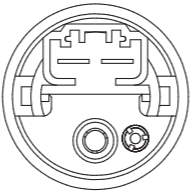

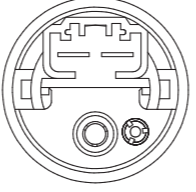

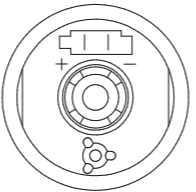

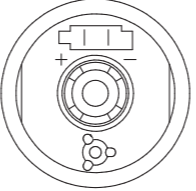
New-Era No.	QTY	G/W (kg)	M3	Dimension
NFP-001JA/JB	30	12.0	0.02357	35×32×21
NFP-002JA/JB	30	12.0	0.02357	35×32×21
NFP-003JA	20	8.0	0.02584	38×40×17
NFP-003JB	30	10.0	0.02357	35×32×21
NFP-004JA	20	6.0	0.02584	38×40×17
NFP-004JB	30	8.0	0.02357	35×32×21
NFP-007JA	20	6.0	0.02584	38×40×17
NFP-008JA	30	10.0	0.02357	35×32×21
NFP-100J2	30	12.0	0.04704	48×35×28
NFP-200J2	20	13.0	0.03629	64×27×21


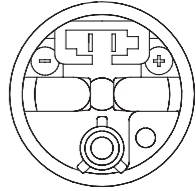

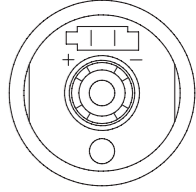

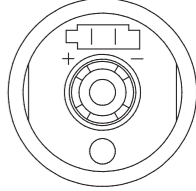

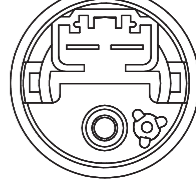
New-Era No.	Filter	Ref. No.	Application	Terminal
NFP-001JA		UNIVERSAL GIP-502 DFP4301 CFP-102	TOYOTA	SMALL 
NFP-001JB				
NFP-002JA		UNIVERSAL GIP-501 DFP4300 CFP-101	MITSUBISHI HONDA HYUNDAI	WIDE 
NFP-002JB				

<http://www.newera.co.jp/>

New-Era Co., Ltd.



New-Era No.	Ref. No.	Application	Terminal
NFP-003JA 	23221-0A050	TOYOTA PRADO GRJ120/121 (1GR) '05~'09 VZJ120/121 (5VZ) '02~'05 RZJ120 (3RZ) '02~'09 TRJ120 (2TR) '02~'09 HILUX SURF GNR215 (1GR) '05~'09 TRN120/121 (2TR) '05~'09 RZN210 (3RZ) '02~'05 TRN120/121 (2TR) '02~'05 VZN210 (5VZ) '02~'05 HARRIER ACU30/35 (2AZ) '03~'06 MCU30/35 (1MZ) '03~'06 KLUGER ACU20/25 (2AZ) '03~'07 MCU20/25 (1MZ) '03~'07 SUBARU LAGACY BP (EJ25,EZ30) '05~'09 OUTBACK BP (EJ25,EZ30) '05~'09	
	23221-31050		
	23221-50100		
	23221-62060		
	23221-75020		
	77020-08031		
	77020-0E012		
	42022-AG05A		
	GIP-514		
	DFP4340		
CFP-118			
NFP-003JB 	17045-SNA-020	HONDA CIVIC FD (K20A) '06~'11	
	GIP-515 DFP4340A		
NFP-004JA 	23220-75040	TOYOTA HIACE (2TR) '04~	
	GIP-507		
NFP-004JB 	23220-0C020	TOYOTA INNOVA TGN40/41 (1TR,2TR) '04~'08 FORTUNER GGN50 (1GR) '05~ HILUX GGN15 (1GR) '05~	
	23220-0C050		
	23220-0C080		
	GIP-504 DFP4305A		

New-Era No.	Ref. No.	Application	Terminal
NFP-005JA 	23220-31230	TOYOTA ESTIMA GSR50 / 55 '06~'08	
	Fuel Pump module unit (77020-28100)		
NFP-006JA 	23220-31350	TOYOTA ALPHARD GGH20 / 25 '08~'11 VELLFIRE GGH20 / 25 '08~'11 ESTIMA GSR50 / 55 '08~'11	
	Fuel Pump module unit (77020-58010)		
NFP-007JA 	23220-21131	TOYOTA BELTA KSP92, SCP92 '05~'12 RACTIS NCP100, SCP100 '05~'10 VITZ KSP90, NCP91 '05~'10 YARIS, ECHO, VIOS, LIMO KSP90, NCP90, NCP91 '05~'16 NCP93, ZSP90 ALTIS (1NZ) '02~'07	
	23220-21132		
	23220-0M050		
	23220-0T121		
NFP-008JA 	23220-0Q031	GIP-503 DFP4302	
	17045-S3V-A50		
	17045-SDA-A00		
	17045-SDA-A30		
	17045-SDB-A00		
	17045-SDB-A30		
	17045-SDR-A00		
	17045-SEC-A00		
	17045-SEC-A01		
	17045-SEP-A01		
17045-SWA-A00			
17045-SXS-A00			
GIP-516 DFP4340B			