


OXYGEN SENSORS With Connector type




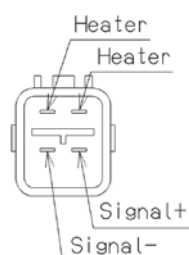

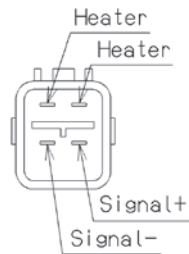
Oxygen sensors are used to measure a concentration of oxygen contained in exhaust gas. The sensors send signals (the concentration of oxygen) to ECU (Engine control Unit) in order to optimize the fuel consumption.

The replacement of damaged oxygen sensors improves the fuel efficiency.

El sensor de oxígeno mide el nivel de la densidad de oxígeno en los gases de escape. El sensor envía los signos (el nivel de la concentración de oxígeno) a ECU(Unidad de control de motor) para optimizar el consumo de combustible.


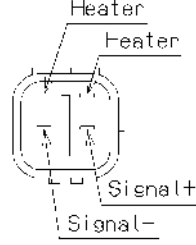

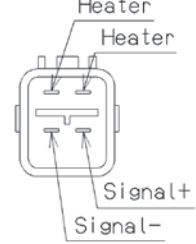

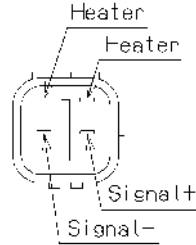

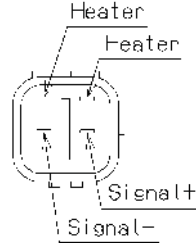

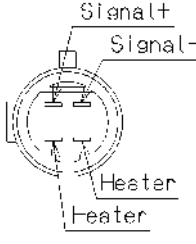

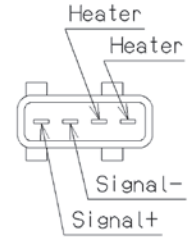
El recambio del sensor dañado se va a mejorar el rendimiento de combustible.

NEW PRODUCTS NP-246

| New-Era No. | Maker | Ref. No. | Wire length | Connector fig. | |
|--------------------------------------------------------------------------------------------------------|------------|-----------------------------------|--------------------------------------------------------------------------------------------|----------------|---------------------------------------------------------------------------------------|
| NOX-T101  | 12V | TOYOTA | 89465-50120 | 210(mm) |  |
| NOX-T102  | 12V | TOYOTA BOSCH | 89465-02140 89465-50130 89465-53100 89465-53150 0 255 006 454 0 255 006 695 | 450(mm) |  |

<http://www.newera.co.jp/>



| New-Era No. | Maker | Ref. No. | Wire length | Connector fig. |
|-------------------------------------------------------------------------------------------------------------------|-----------------------------------------------------------------------|-------------------------------------------------------------------------------------------------------------------------------------------------------------------|-------------|---------------------------------------------------------------------------------------|
| NOX-T103 12V  | TOYOTA | 89465-09040 89465-09110 89465-09170 89465-09180 89465-39605 89465-39655 89465-39665 89465-39855 89465-39885 89465-80011 89465-09040 | 330(mm) |  |
| NOX-T104 12V  | TOYOTA | 89465-02150 89465-20790 | 380(mm) |  |
| NOX-T105 12V  | TOYOTA | 89465-58010 | 590(mm) |  |
| NOX-T106 12V  | TOYOTA | 89465-0D140 89465-17180 89465-20430 89465-20750 89465-52050 | 420(mm) |  |
| NOX-M101 12V  | MITSUBISHI | MD136308 MD136309 MD136310 MD136493 MD188208 MD311230 | 790(mm) |  |
| NOX-X101 12V  | BOSCH CITROEN PEUGEOT DELPHI | 0 258 003 672 0 258 003 705 96.230.003 96.230.005 1628 9A 1628 AA 1628 CP ES20234-12B1 ES20245-12B1 ES20246-12B1 ES20255-12B1 | 640(mm) |  |