

**NEW**

# **GMB** **AVAILABLE NOW**

**23 MAR. 2018**

## **NEW ITEMS**

### **■ FAN CLUTCH**

**ISUZU**

**GFIS-210**

**GFIS-212**

**GFIS-218**

**GFIS-221**

**MAZDA**

**GFMZ-212**

**GFMZ-213**

**MITSUBISHI**

**GFM-227**





**TOYOTA**

**GFT-240**



**GFT-243**




## ISUZU

PART NO.	APPLICATION GUIDE		
<b>GFIS-210</b> 8-94332-824-0 8-94478-984-0	4BC2    3300 4BE1    3600 4BD1    3900	ELF	
<b>GFIS-212</b> 8-97039-034-0 8-97069-783-0	4JG2    3100 4JA1	BIG HORN RODEO D-MAX	(01-) 
<b>GFIS-218</b> 8-97349-761-0 8-97329-954-0	6VD1    3200 6VE1    3500	D-MAX AXIOM RODEO	(03-) 
<b>GFIS-221</b> 8-98019-743-0	4HK1    5200	ELF	(07-) 



## MAZDA

PART NO.	APPLICATION GUIDE		
<b>GFMZ-212</b>  R2L1-15-150	R2        2200	BONGO	
<b>GFMZ-213</b>  RF01-23-907	RF        2000  R2        2200	CAPELLA  BONGO	

## MITSUBISHI

PART NO.	APPLICATION GUIDE			
<p><b>GFM-227</b></p> <p>ME015756</p> <p>ME013413</p>	4D34	3900	CANTER	

## TOYOTA

PART NO.	APPLICATION GUIDE			
<p><b>GFT-240</b></p> <p>16210-50100</p> <p>16210-50110</p>	2UZ	4700	LAND CRUISER	
<p><b>GFT-243</b></p> <p>16210-58041</p> <p>16210-58042</p>	3B	3400	COASTER	
	15B	4100	DYNA	